

A04 per l'edilizia (*for building*)

Ruote in gomma nera, con mozzo in lamiera zinco cromato e rivettato.
Solid black rubber tyre, with zinc-plated and riveted sheet steel wheel centre

Diametro disponibile : Ø200 mm, con portata di 230 kg.
Available diameter: Ø200 mm, with load capacity 230 kg.



RU-IN-CAR

Azienda CERTIFICATA
Certified Company

UNI EN ISO 9001:2000

Nr 50 100 6313

SINCERT
INTELLIGENZA E PROFESSIONALITÀ

SGO N° 049A
SGA N° 018D
SCR N° 005F
SSI N° 005G
PRD N° 081B

Membro degli Accordi di Mutuo Riconoscimento EA e IAF
Signatory of EA and IAF Mutual Recognition Agreements



TIPI DI SUPPORTI DISPONIBILI TYPE OF HOUSINGS AVAILABLE

CODULO TUBOLARE Ø40X190 mm
Con freno anteriore
Con freno posteriore



TUBULAR STEM Ø40X190 mm
With front brake
With rear brake

CODULO TUBOLARE Ø35X120 mm
Con freno anteriore
Con freno posteriore



TUBULAR STEM Ø35X120 mm
With front brake
With rear brake

CODULO RULLATO Ø38X500 mm
Con freno anteriore
Con freno posteriore



ROLLED STEM Ø38X500 mm
With front brake
With rear brake

- Solid black rubber tyre, hardness 82±4 Sh.A.

- Zinc-plated and riveted sheet steel wheel centre.























- Standard roller bearings; polyamide self-lubricating hub with plain bearing or ball bearing available on request.

- Temperature range from -20°C to 60°C

- Maximum working speed 4 kmh

- Standard housings M80A with specific stem fittings.



	 mm	 mm	 mm	 mm	 mm	 mm	 mm	 mm	 mm	 mm	 mm	 Load cap. (kg)	 cap. (Weight) kg	Codes
 QCP-A04	200	50	235	55	Ø100.5	Ø40	-	190	-	-	230	3.53	A04 1B0 200050	
 QCPF-A04	200	50	235	55	Ø100.5	Ø40	-	190	-	108	230	4.03	A04 1B1 200050	
 QCPFA-A04	200	50	235	55	Ø100.5	Ø40	-	190	148	-	230	4.03	A04 1B2 200050	
 QPTR-A04	200	50	235	55	Ø100.5	Ø38	-	500	-	-	230	5.93	A04 1C0 200050	
 QPTRF-A04	200	50	235	55	Ø100.5	Ø38	-	500	-	108	230	6.30	A04 CB1 200050	
 QPTRFA-A04	200	50	235	55	Ø100.5	Ø38	-	500	148	-	230	6.30	A04 1C2 200050	
 QCTL-A04	200	50	235	55	Ø100.5	Ø35	Ø10.5x55	120	-	-	230	3.28	A04 1B0 200050*	
 QFTLF-A04	200	50	235	55	Ø100.5	Ø35	Ø10.5x55	120	-	108	230	3.78	A04 1B1 200050*	
 QFTLFA-A04	200	50	235	55	Ø100.5	Ø35	Ø10.5x55	120	148	-	230	3.78	A04 1B2 200050*	